



TA Evaluation Summary for
FINCX_473-0_121:
Macroeconomics (Santiago
Camara)

Project Title: **EMBA Kellogg Online Teacher-Course
Evaluation - Fall 2020**

Courses Audience: **40**
Responses Received: **24**
Response Ratio: **60.0%**

Subject Details	
CRSE_ID	016636
Class Number:	20400
Subject:	Finance
Academic Term:	2020 Fall
First Name	Santiago
Last Name	Camara
Email	SantiagoCamara2022@u.northwestern.edu
UNIQUE_NAME	Santiago CAMARA (scc3077)
EMPLID	3040536

Creation Date: **Wednesday, December 16, 2020**



Northwestern University

Kellogg School of Management

Online Teacher-Course Evaluation

Interpretation guidelines

The value "6" represents "Strongly Agree" while the value "1" represents "Strongly Disagree". Keep in mind that students completing their course evaluations does not necessarily mean they answered each question. As a result, for some items, you may notice that the total number of responses is lower than it is for others. In these cases, the student decided to skip this question. Students also may have skipped the open-ended question, thus leaving you with fewer responses in this section.

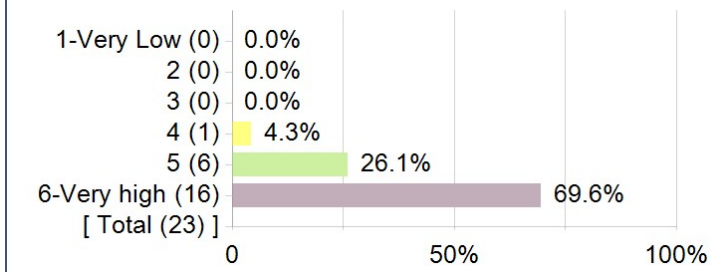
Teaching Assistant	Course
Santiago Camara	FINCX_473-0_121: Macroeconomics

TA QUESTIONS

Please rate the TA on the following criteria:

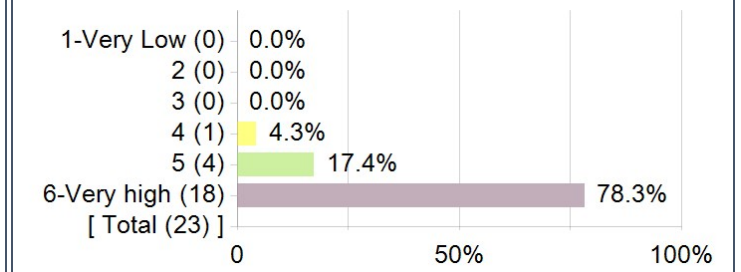
(Please note that TA related questions should only be answered if you interacted with the TA and can evaluate their performance)

1. The TA was able to answer the students' questions adequately.



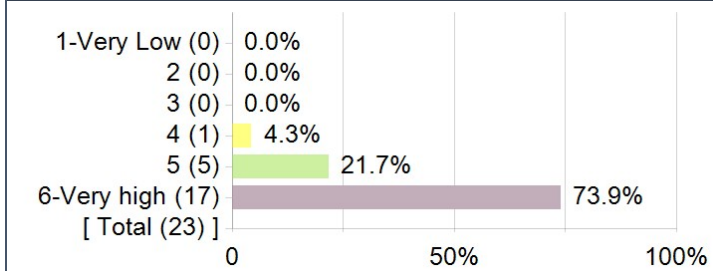
Options	Score	Count	Percentage
1-Very Low	1	0	0.0%
2	2	0	0.0%
3	3	0	0.0%
4	4	1	4.3%
5	5	6	26.1%
6-Very high	6	16	69.6%
Statistics			Value
Response Count			23
Mean			5.65
Median			6.00
Standard Deviation			0.57

2. The TA was well prepared for each session.



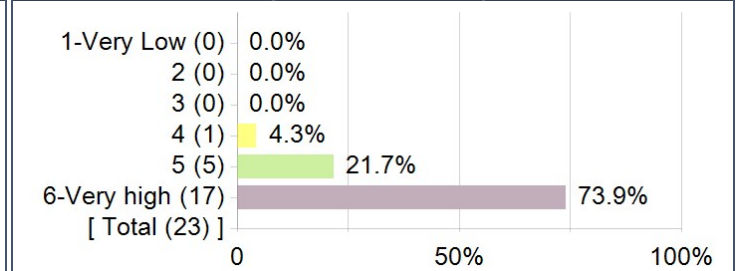
Options	Score	Count	Percentage
1-Very Low	1	0	0.0%
2	2	0	0.0%
3	3	0	0.0%
4	4	1	4.3%
5	5	4	17.4%
6-Very high	6	18	78.3%
Statistics			Value
Response Count			23
Mean			5.74
Median			6.00
Standard Deviation			0.54

3. The TA communicated ideas in a clear manner.



Options	Score	Count	Percentage
1-Very Low	1	0	0.0%
2	2	0	0.0%
3	3	0	0.0%
4	4	1	4.3%
5	5	5	21.7%
6-Very high	6	17	73.9%
Statistics			Value
Response Count			23
Mean			5.70
Median			6.00
Standard Deviation			0.56

4. The TA showed strong interest in teaching the course.



Options	Score	Count	Percentage
1-Very Low	1	0	0.0%
2	2	0	0.0%
3	3	0	0.0%
4	4	1	4.3%
5	5	5	21.7%
6-Very high	6	17	73.9%
Statistics			Value
Response Count			23
Mean			5.70
Median			6.00
Standard Deviation			0.56

OPEN-ENDED QUESTIONS

What are the primary strengths and weaknesses of the teaching assistant?

Comments
Strengths: Explains things well and answers questions promptly
Brings up thought-provoking questions, very active on the chat in clearly addressing global issues, open to productive conversations and comprehensive on tutorials.
Very knowledgeable.
knowledgeable available facilitation of tutorial sessions
Very active to answer questions
He loves macro and is passionate about it. He is always engaged and ready to clarify or help.
Santiago was accessible!
Santi was very responsive
Able to help clearly explain the answers
He was helpful and handled the zoom format well.