



TA Evaluation Summary for
FINCX_473-0_119:
Macroeconomics (Santiago
Camara)

Project Title: **EMBA Kellogg Online Teacher-Course
Evaluation - Fall 2020**

Courses Audience: **43**
Responses Received: **20**
Response Ratio: **46.5%**

Subject Details	
CRSE_ID	016636
Class Number:	18818
Subject:	Finance
Academic Term:	2020 Fall
First Name	Santiago
Last Name	Camara
Email	SantiagoCamara2022@u.northwestern.edu
UNIQUE_NAME	Santiago CAMARA (scc3077)
EMPLID	3040536

Creation Date: **Wednesday, December 16, 2020**



Northwestern University

Kellogg School of Management

Online Teacher-Course Evaluation

Interpretation guidelines

The value "6" represents "Strongly Agree" while the value "1" represents "Strongly Disagree". Keep in mind that students completing their course evaluations does not necessarily mean they answered each question. As a result, for some items, you may notice that the total number of responses is lower than it is for others. In these cases, the student decided to skip this question. Students also may have skipped the open-ended question, thus leaving you with fewer responses in this section.

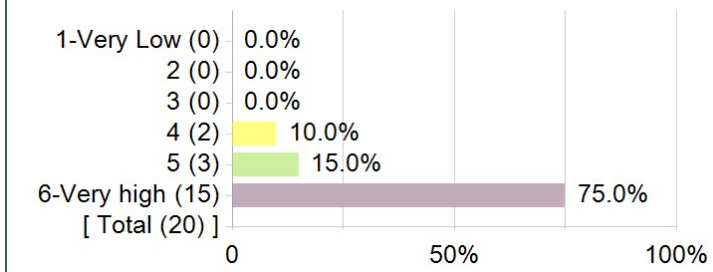
Teaching Assistant	Course
Santiago Camara	FINCX_473-0_119: Macroeconomics

TA QUESTIONS

Please rate the TA on the following criteria:

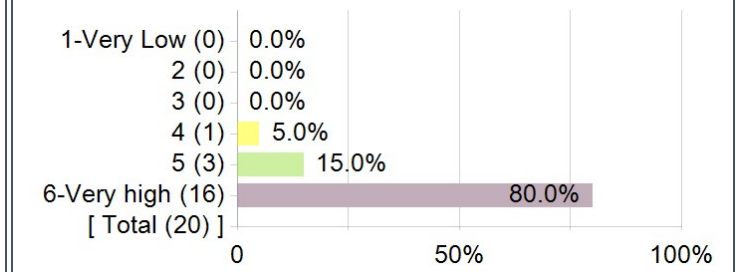
(Please note that TA related questions should only be answered if you interacted with the TA and can evaluate their performance)

1. The TA was able to answer the students' questions adequately.



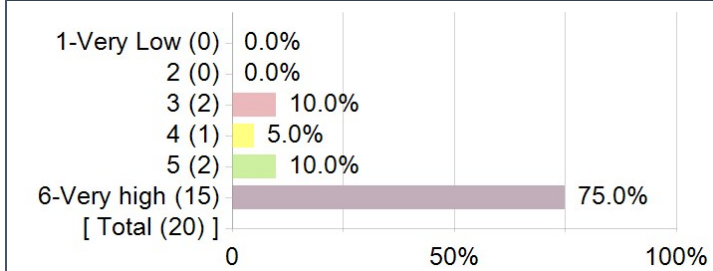
Options	Score	Count	Percentage
1-Very Low	1	0	0.0%
2	2	0	0.0%
3	3	0	0.0%
4	4	2	10.0%
5	5	3	15.0%
6-Very high	6	15	75.0%
Statistics			Value
Response Count			20
Mean			5.65
Median			6.00
Standard Deviation			0.67

2. The TA was well prepared for each session.



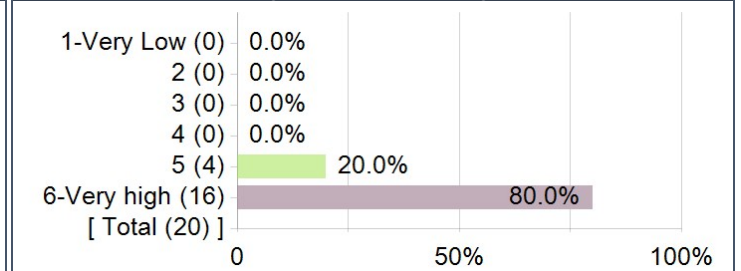
Options	Score	Count	Percentage
1-Very Low	1	0	0.0%
2	2	0	0.0%
3	3	0	0.0%
4	4	1	5.0%
5	5	3	15.0%
6-Very high	6	16	80.0%
Statistics			Value
Response Count			20
Mean			5.75
Median			6.00
Standard Deviation			0.55

3. The TA communicated ideas in a clear manner.



Options	Score	Count	Percentage
1-Very Low	1	0	0.0%
2	2	0	0.0%
3	3	2	10.0%
4	4	1	5.0%
5	5	2	10.0%
6-Very high	6	15	75.0%
Statistics			Value
Response Count			20
Mean			5.50
Median			6.00
Standard Deviation			1.00

4. The TA showed strong interest in teaching the course.



Options	Score	Count	Percentage
1-Very Low	1	0	0.0%
2	2	0	0.0%
3	3	0	0.0%
4	4	0	0.0%
5	5	4	20.0%
6-Very high	6	16	80.0%
Statistics			Value
Response Count			20
Mean			5.80
Median			6.00
Standard Deviation			0.41

OPEN-ENDED QUESTIONS

What are the primary strengths and weaknesses of the teaching assistant?

Comments
He is available for the students, and does excellent presentations. Overall, one of the better TA's we have had at Kellogg.
well documented material
Santiago was very knowledgeable, friendly and available.
Very available to answer questions and had good sense of questions.
He's very knowledgeable and accessible, very helpful with questions and approachable
Santiago had a very good disposition to interact with the students, solve doubts and give advice in the presentations. His tutorial were very clear and useful. It was a pleasure working with him on the course.
great support to all students
Santiago showed genuine passion for macroeconomics. As such he engaged not only to cover the class content but also added nuggets of knowledge that help put the information into context
Strengths –Ability to simplify complex concepts –Interpersonal skills –Knowledge
He's a very smart guy and more than willing to go the extra mile for the students
Strength – Honest, responsive, and willing to help Weakness – Communication and expertise
N/a